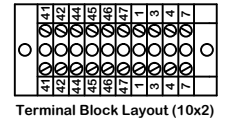
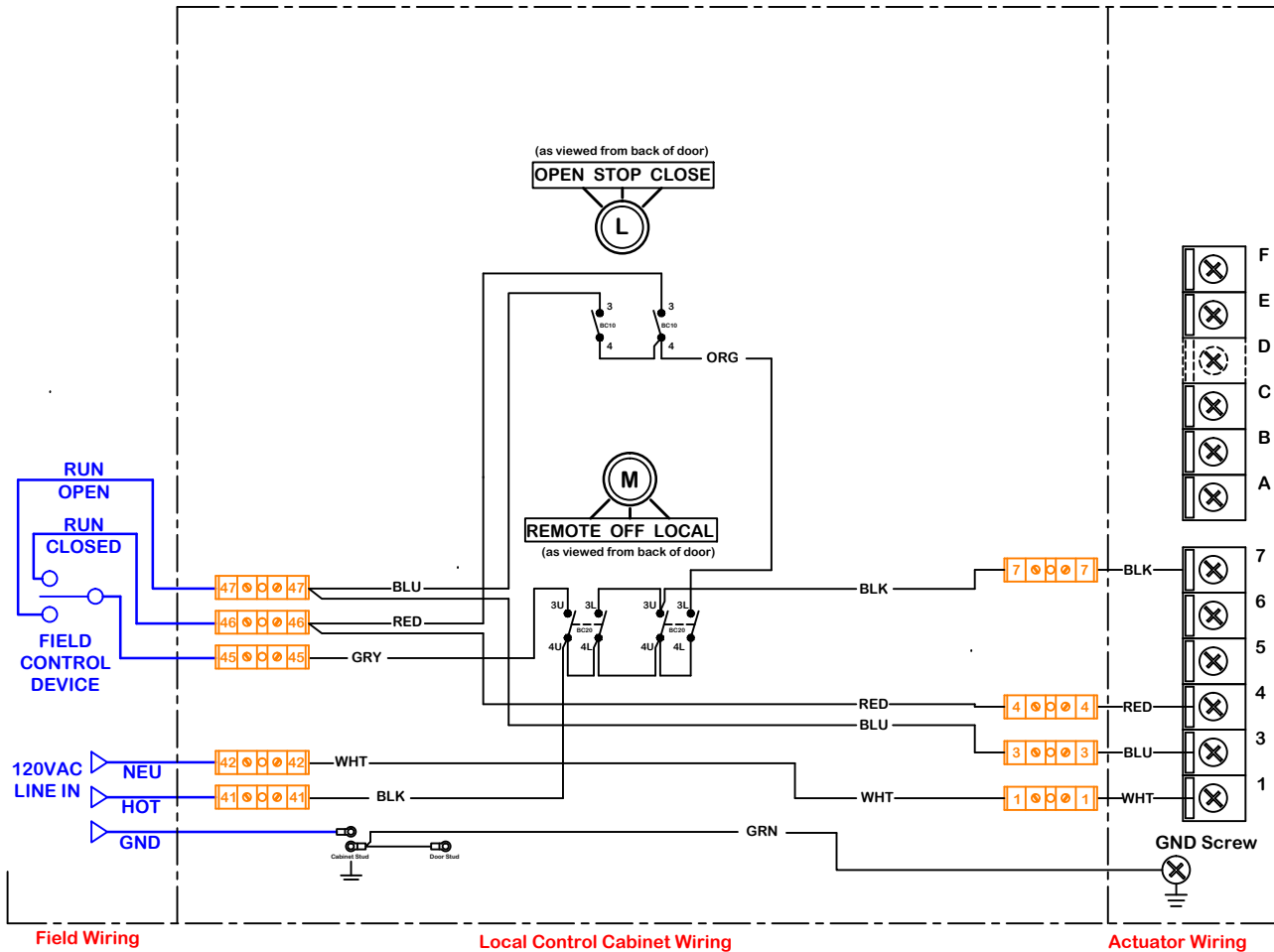


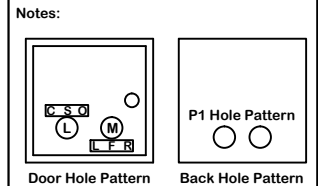
rev	change date	description	name	date	time
C	08/24/12	Formating and detail edit	KHL		
D	05/30/13	Edited wiring & terminal block	KHL		
E					
F					
G					
H					
I					
J					
naming					
material no					
ind					
material					
Wiring Diagram					
<div style="display: flex; justify-content: space-between;"> <div> <p>ProMation</p> <p>5/30/2013 11:37 AM</p> <p>WD 875 LA 01 120 D.dwg</p> </div> <div> <p>down by: BJW</p> <p>Date: 11.10.2011</p> <p>scale: NONE</p> </div> <div> <p>WD 875 LA 01 120 D</p> <p>Wiring Diagram for Local Control Station P1 Series 120VAC Actuators</p> </div> </div>					
REV D					
ProMation Engineering, Inc. 16138 Flight Path Drive Brooksville, FL 34604 Ph:352-544-8436 Fx(352-544-8439)					

Description of Operation:
Local / Remote On/Off/Jog control



Term Block
Filename: Altech 875-LA411-P1

Faceplate
Filename: 2 hole 5x5 Steel 110111



Use this solution for:
P1 Series

Use For:
OPT LCS LA 01 P/S/F 120 D/R

This document is the property of ProMation Engineering, Inc.
Distribution of this document without the written consent of the owner is strictly forbidden.
Failure to comply will incur a liability for damages.