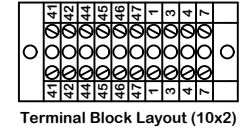
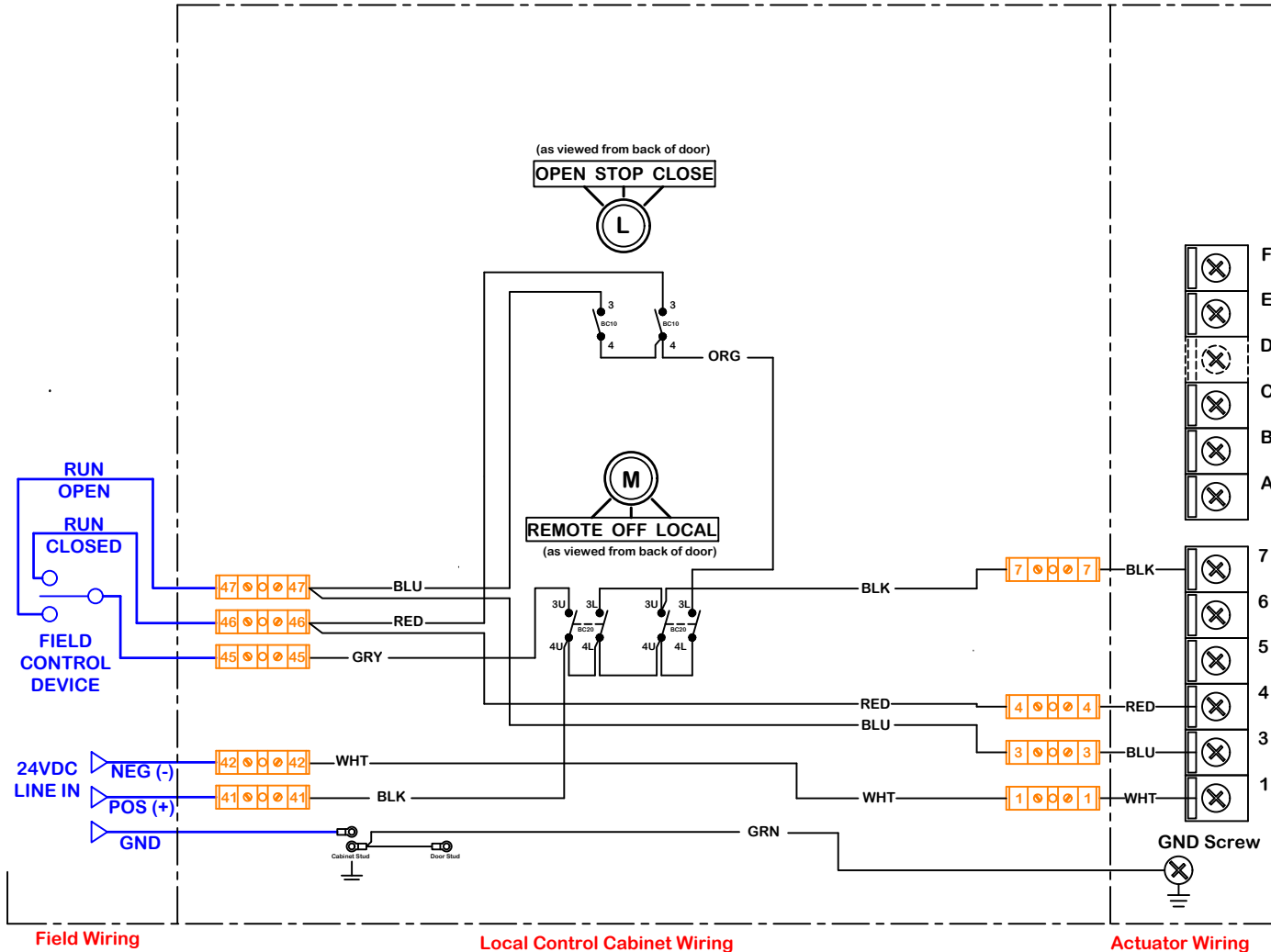


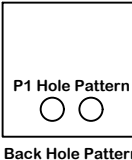
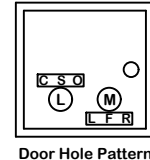
rev	change date	04.13.22	WD 875 LA 01 120 D	revision	name	5/25/2022 4:05 PM
h	noming					
g						
f						
e						
d						
c						
b						
a						
dwn by:		BJW	11.10.2011	Date		
scale		NONE				
material no						
ind						
Wiring Diagram						
REV						
ProMation		WD 875 LA 01 24VDC D		Writing Diagram for Local Control Station		P1 Series 120VAC Actuators
WD 875 LA 01 24VDC D.dwg						

Description of Operation:
Local / Remote On/Off/Jog control



Term Block
Filename: Altech 875-LA411-P1
Faceplate
Filename: 2 hole 5x5 Steel 110111

Notes:



Door Hole Pattern

Back Hole Pattern

Use this solution for:
P1 Series

Use For:

OPT LCS LA 01 P/S/F 24VDC D/R

This document is the property of ProMation Engineering, Inc. Distribution of this document without the written consent of the owner is strictly forbidden. Failure to comply will incur a liability for damages.

ProMation Engineering, Inc.
16138 Flight Path Drive
Brooksville, FL 34604
Ph:352-544-8436 Fx:352-544-8439