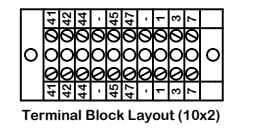
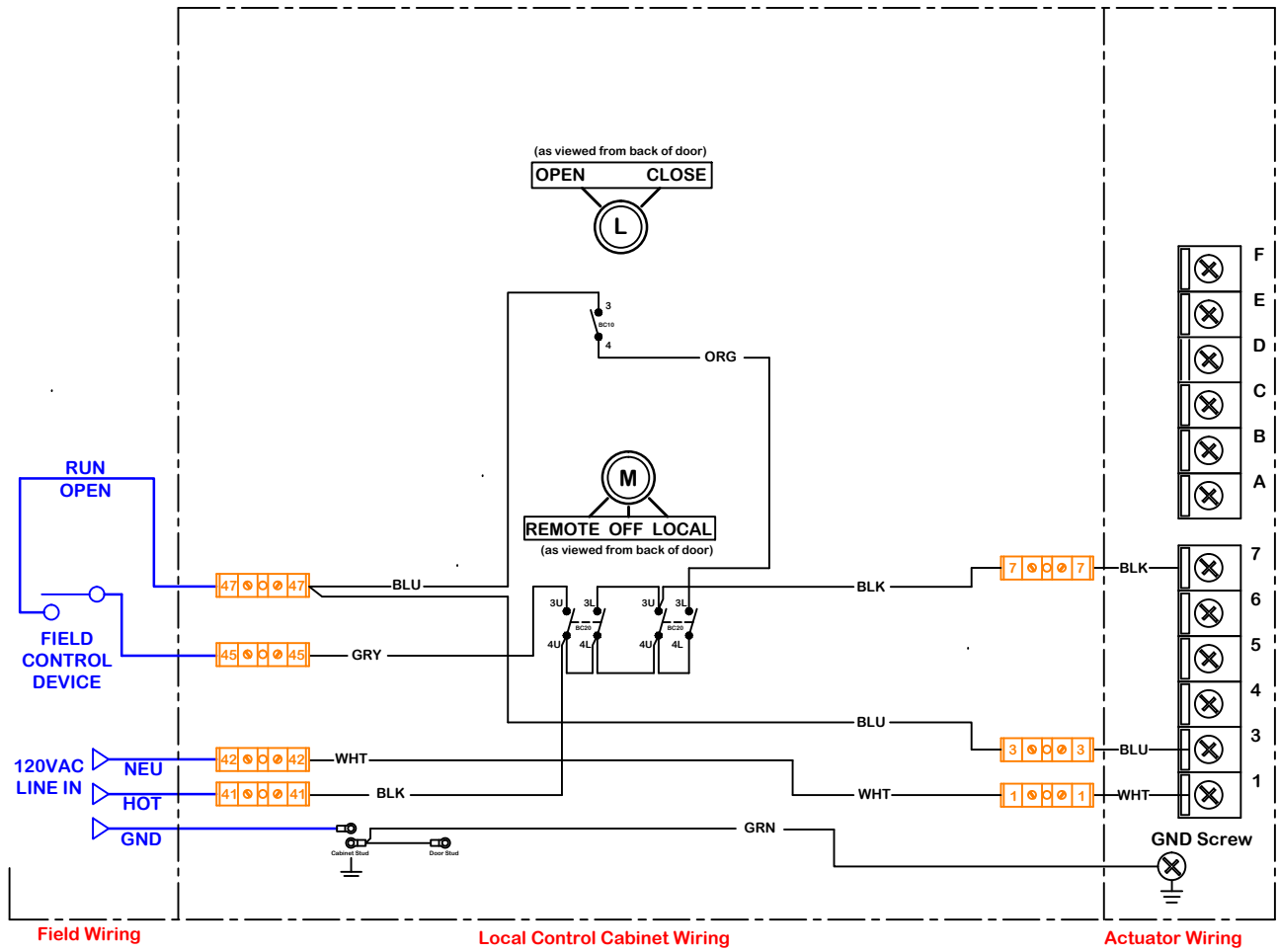


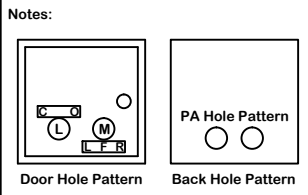
| | | | | | | |
|----------------------------------------------------------------------------------------------------------------------|----------|----------|-------------|------------|--------------|----------------|
| rev change | date | revision | name | 10/22/2013 | New Document | KRL |
| h | . | | naming | | | |
| g | | | dwg by: | BJW | Date | 11.10.2011 |
| f | | | scale | NONE | | |
| e | | | | | | |
| d | | | | | | |
| c | | | | | | |
| b | | | | | | |
| a | | | | | | |
| ProMation Wiring Diagram for Local Control Station PA Series 120VAC Actuators WD 875 LA PA 120 D.dwg | | | material no | ind | material | Wiring Diagram |
| REV | A | | | | | |

Description of Operation:
Local / Remote On/Off control



Term Block
Filename: Altech 875-LA411-PA

Faceplate
Filename: 2 hole 5x5 Steel 110111



Use this solution for:
PA Series

Use For:
OPT LCS LA PA P/S/F 120 D/R

ProMation Engineering, Inc.
16138 Flight Path Drive
Brooksville, FL 34604
Ph:352-544-8436 Fx:352-544-8439

This document is the property of ProMation Engineering, Inc.
Distribution of this document without the written consent of the owner is strictly forbidden.
Failure to comply will incur a liability for damages.