Description of Operation:
Local / Remote On/Off control
EOT HOT outputs as well as EOT indicator lights.

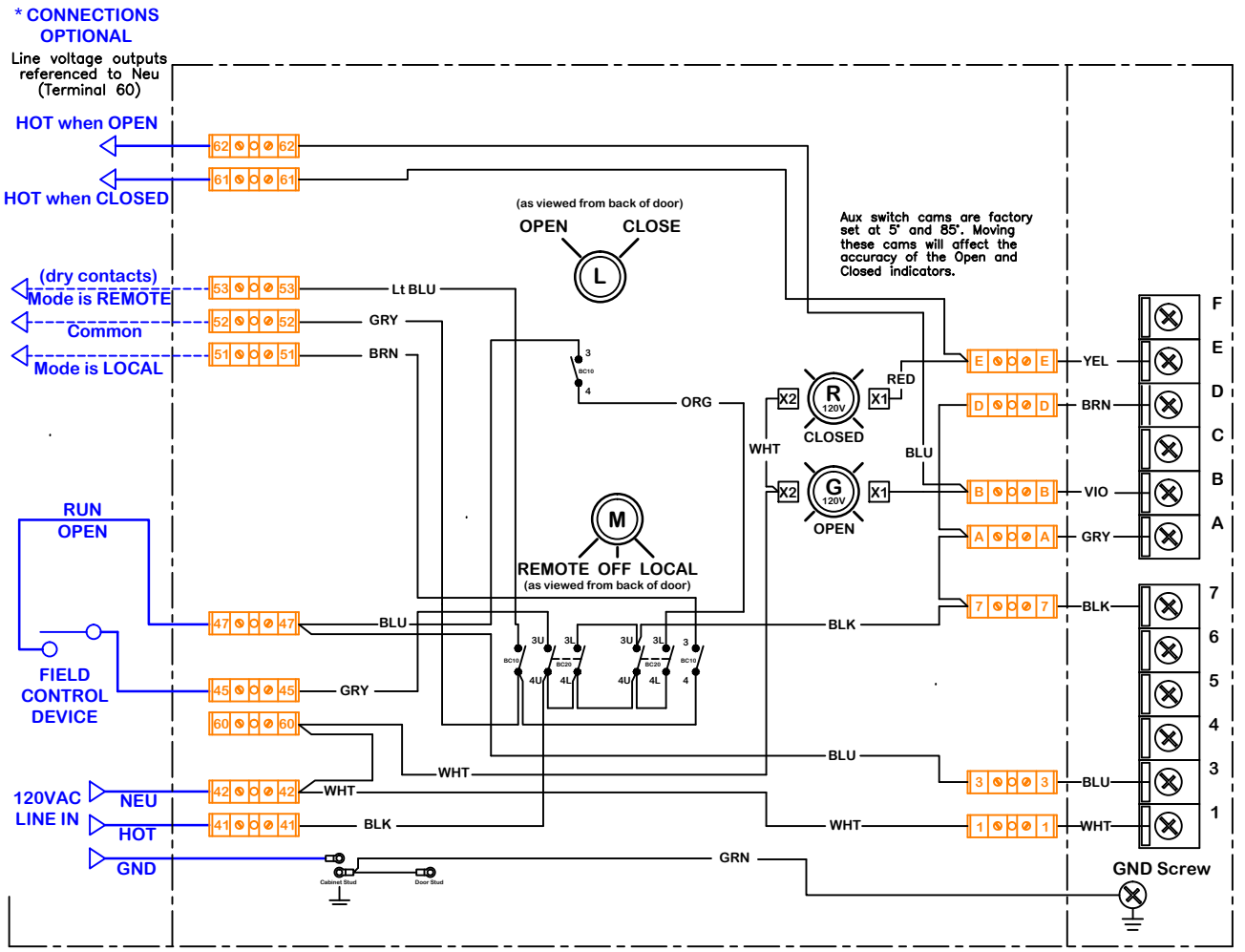

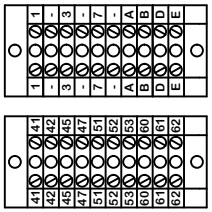

Terminal Block Layout (10x2)

Term Block Filename: Altech 875 LCPA120D

Faceplate Filename: 4 hole 5x5 Steel

Notes:

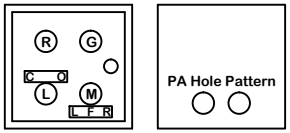

Door Hole Pattern

Back Hole Pattern

Use this solution for: PA Series

Use For:

OPT LCS LC PA P/S/F 120 D/R

ProMation Engineering, Inc.
16138 Flight Path Drive
Brooksville, FL 34604
Ph:352-544-8436 Fx(352-544-8439

This document is the property of ProMation Engineering, Inc.
Distribution of this document without the written consent of the owner is strictly forbidden.
Failure to comply will incur a liability for damages.

rev	change date	revision	name
a	10.22.13	New Document	KHL
b			
c			
d			
e			
f			
g			
h	.		

naming

material no

ind

material

Wiring Diagram

dwn by: BJW

Date 11.10.2011

scale NONE

ProMation

Wiring Diagram for Local Control Station
PA Series 120VAC Actuators

WD 875 LC PA 120 D

REV A

10/22/2013 1:20 PM

WD 875 LC PA 120 D.dwg