Description of Operation:

Provides local/remote control of 230VAC P2-13 Series Proportional control actuators. Auxiliary switches are utilized to drive the indicator lights.
A door mounted potentiometer provides a continuous proportional control to the actuator when in the LOCAL mode.
A digital display provides visual indication of the INPUT signal driving the actuator, either in manual mode (from pot) or remote mode (BAS control).

Aux switch cams are factory set at 5° and 85°. Moving these cams will affect the accuracy of the Open and Closed indicators.

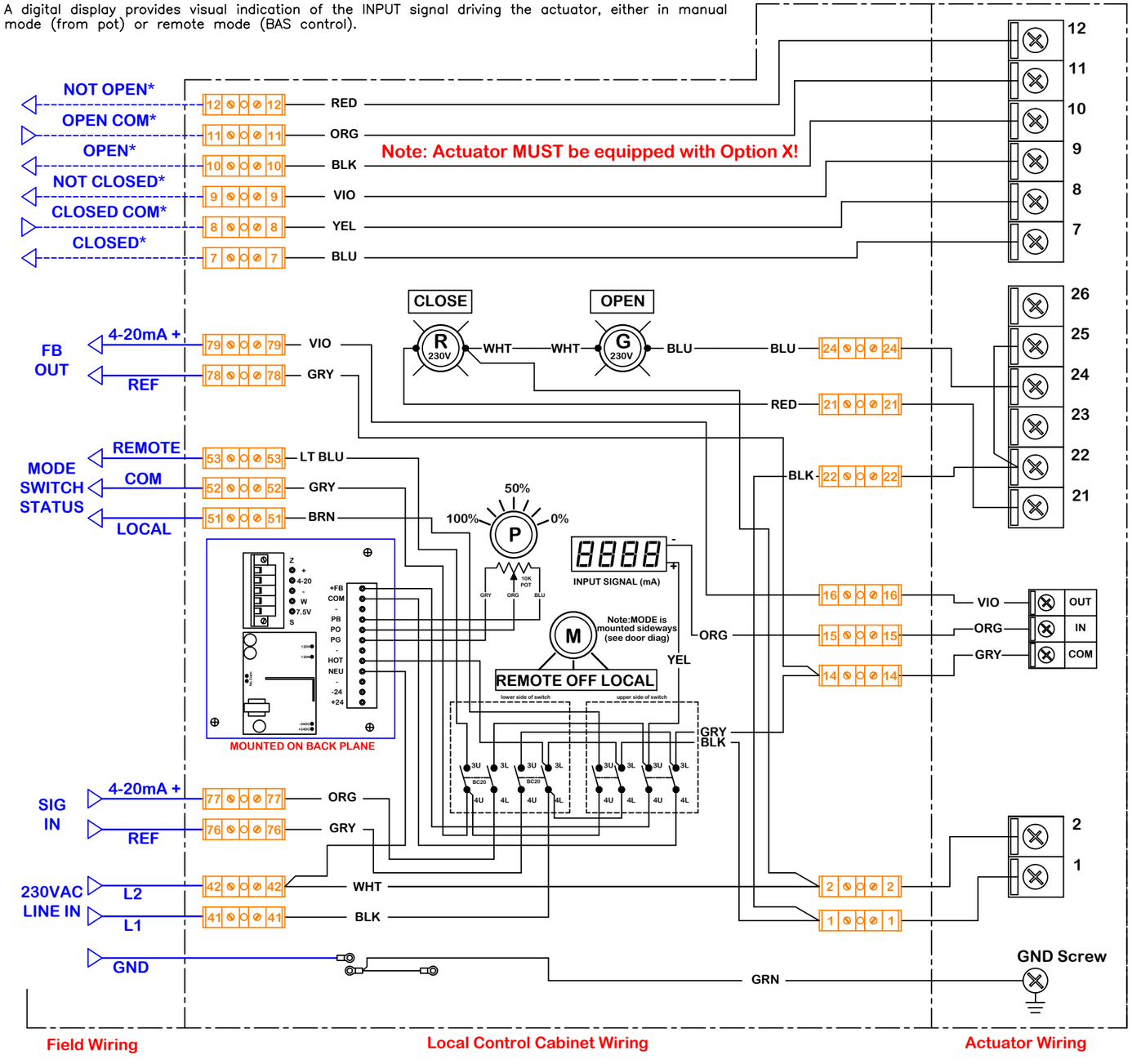

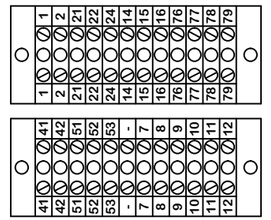

Term Block Filename: Altech 875-LI213P230D

FacePlate Filename: 4 hole 5x7 SGL display Steel

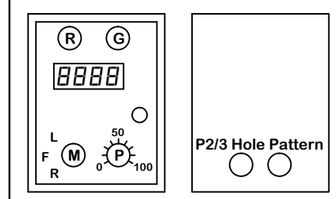

Enclosure front & back hole patterns

Notes:

THIS IS AN 8X6X6 ENCLOSURE!

Specify Control:

- ☐ 4-20mA Control
- ☐ 2-10vdc Control

Use this solution for: P2~13 Series

Use LH for: P1, PA & PL Series

Use For:

OPT LCS LI 213 P/S/F 230 D/R

ProMation Engineering, Inc.
16138 Flight Path Drive
Brooksville, FL 34604
Ph:352-544-8436 Fx(352-544-8439

This document is the property of ProMation Engineering, Inc.
Distribution of this document without the written consent of the owner is strictly forbidden.
Failure to comply will incur a liability for damages.

rev	change date	revision	name
d	08.24.12	Formatting and detail edits	KHL
e			
f			
g			
h			
i			
j			
k	.		

naming

material no

ind

material

Wiring Diagram

dwn by: BJW

Date 3.1.2012

scale NONE

ProMation

7/1/2016 10:24 AM

Wiring Diagram for Local Control Station
P2~13 Series 230VAC Modulating Actuators

WD 875 LI 213 230 D

REV D

WD 875 LI 213 230 D.dwg